

**Notes to candidates**

Before you start to write your specification, you must select a brief and read the 'Instructions for candidates'. This will give you details of the skills you must demonstrate and the type of evidence you must provide.

**You should speak to your teacher or lecturer before you start, if you are unclear about what is required for this assessment.**

Use information from the brief and findings from the research to complete the specification below.

**Design brief 2 – hair styling storage**  
 The company would like a proposal for a product that stores hair styling tools. Items to be stored could include a hairdryer, heat styling tools and brushes.

The product must be inspired by 'wonders of the world', be portable and include an element of contrast.

**Specification**

The product must:

- allow you to demonstrate appropriate practical skills.

**AESTHETICS INSPIRATION**

I collected a range of images for inspiration based around 'wonders of the world'. I looked for natural and man-made wonders to help with my creativity.



**FUNCTION**

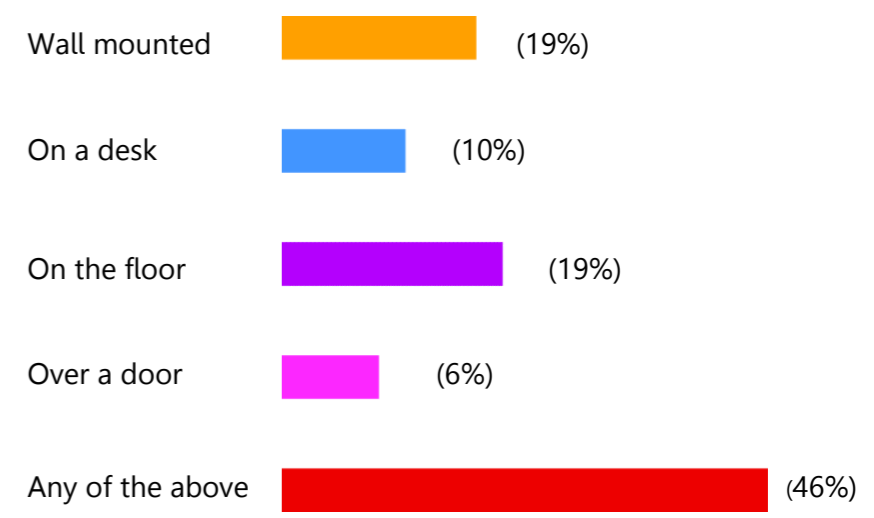
I asked the people in my class what type of things they would like the product to store.



The three most popular choices were hairdryer, straighteners and brush and/or comb.

**STORAGE**

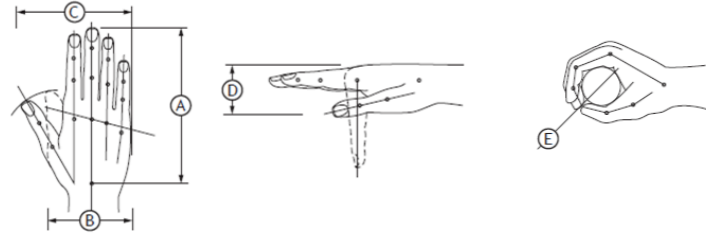
I asked the people in my class where the product should be located.



From my survey, most didn't have a preference, so all of the above are options for my design.

## ERGONOMICS RESEARCH

I looked at the data booklet and selected the most appropriate sizes for the product.



Hand and head	Adult male			Adult female		
	Percentile			Percentile		
	5 <sup>th</sup>	50 <sup>th</sup>	95 <sup>th</sup>	5 <sup>th</sup>	50 <sup>th</sup>	95 <sup>th</sup>
<b>A</b> Hand length	170	190	210	160	175	190
<b>B</b> Hand breadth	80	90	100	70	80	90
<b>C</b> Hand span	97	107	116	83	92	101
<b>D</b> Hand thickness	26	30	34	22	26	30
<b>E</b> Grip diameter INDEX finger	35	47	55	33	38	44

I have highlighted the sizes that I think are going to be relevant for my product. The sizes I need to take into account are the adult male 95<sup>th</sup> percentile hand length, hand breadth, hand thickness and grip diameter.

## CARRYING

I asked the people in my class how they would like to carry the storage product.

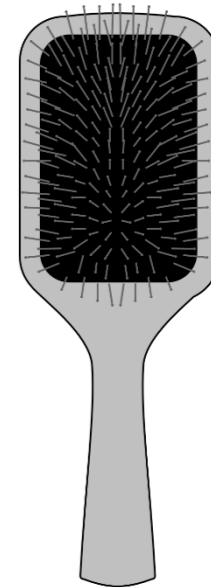

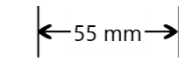
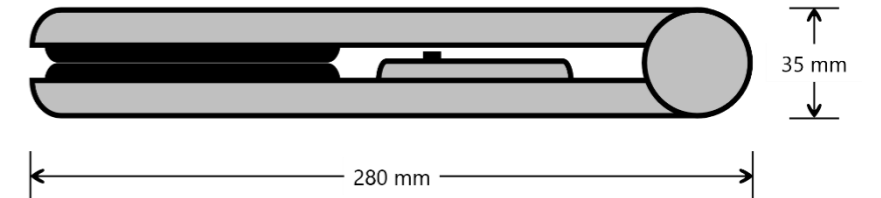
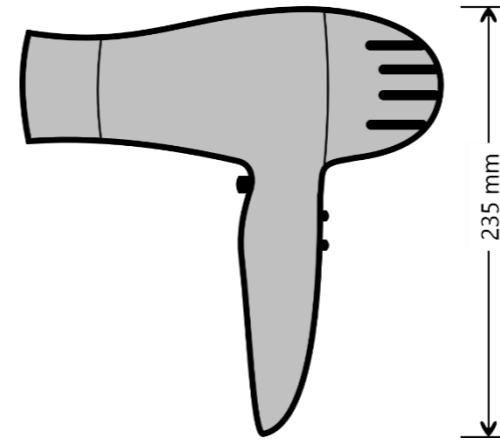
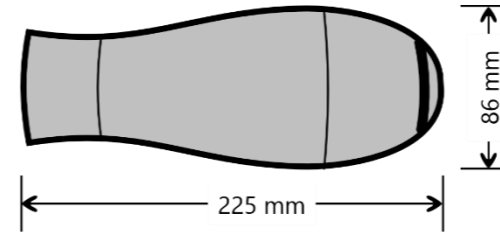


- 1 hand (28%)
- 2 hands (56%)
- On a trolley (16%)

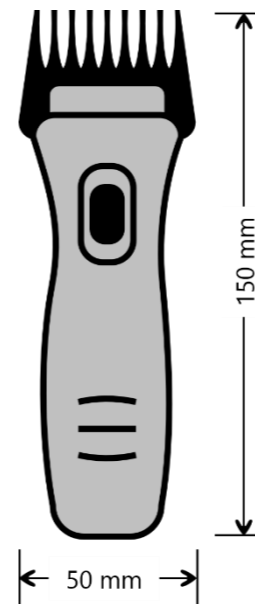
From my survey, most would prefer carrying the storage product with 2 hands.

## DIMENSIONS

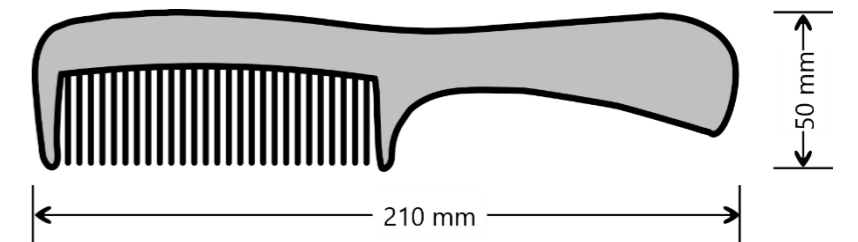
I measured the most popular items and a few extra items, in case I decide to store them in my final proposal.



Depth - 35 mm



Depth - 45 mm



**Note to candidates:** The items shown above are sample sizes of items that could be stored in your proposal. You may choose to personalise your design further with dimensions of your own hair styling tools.

## Copyright acknowledgments

The Colosseum - SCStock/Shutterstock.com

Pena Palace - Kiev.Victor/Shutterstock.com

Campo dei Miracoli - ecstk22/Shutterstock

Monarch Butterfly - Media Marketing/Shutterstock.com

Bees - Lehrer/Shutterstock.com

Babil and Babylon - Satar Aljanabi/Shutterstock.com

Underwater world - V\_E/Shutterstock.com

Great sphinx and pyramid - givaga/Shutterstock.com