



X749/75/11

Modern Studies

MONDAY, 30 MAY
1:00 PM – 2:45 PM

Total marks — 60

SECTION 1 — DEMOCRACY IN SCOTLAND AND THE UNITED KINGDOM — 20 marks

Attempt ONE part, EITHER

Part A	Democracy in Scotland	Pages 02–05
OR		
Part B	Democracy in the United Kingdom	Pages 06–09

SECTION 2 — SOCIAL ISSUES IN THE UNITED KINGDOM — 20 marks

Attempt ONE part, EITHER

Part C	Social Inequality	Pages 10–13
OR		
Part D	Crime and the Law	Pages 14–17

SECTION 3 — INTERNATIONAL ISSUES — 20 marks

Attempt ONE part, EITHER

Part E	World Powers	Pages 18–21
OR		
Part F	World Issues	Pages 22–25

Write your answers clearly in the answer booklet provided. In the answer booklet you must clearly identify the question number you are attempting.

Use **blue** or **black** ink.

Before leaving the examination room you must give your answer booklet to the Invigilator; if you do not, you may lose all the marks for this paper.



* X 7 4 9 7 5 1 1 *

SECTION 1 — DEMOCRACY IN SCOTLAND AND THE UNITED KINGDOM — 20 marks

Attempt ONE part, either

Part A — Democracy in Scotland on pages 02–05

OR

Part B — Democracy in the United Kingdom on pages 06–09

PART A — DEMOCRACY IN SCOTLAND

In your answers to Questions 1 and 2 you should give recent examples from Scotland.

Question 1

In Scottish Parliament Elections political parties campaign in many ways.

Describe, **in detail**, two ways political parties campaign in Scottish Parliament Elections.

4

Question 2

The Additional Member System (AMS) has several advantages.

Explain, **in detail**, the advantages of the Additional Member System (AMS).

You should give a **maximum** of three advantages in your answer.

8

[Turn over for next question

DO NOT WRITE ON THIS PAGE

PART A (continued)

Question 3

Study Sources 1, 2 and 3 and then answer the question which follows.

SOURCE 1

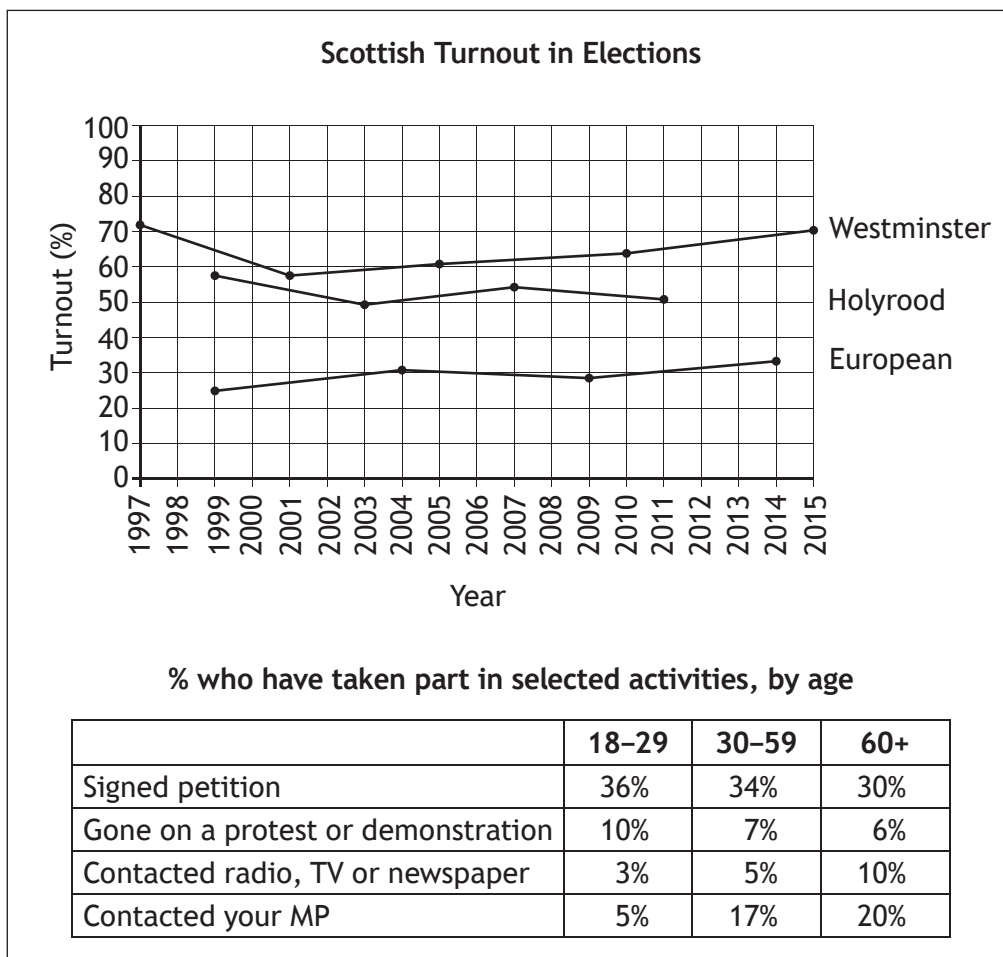
Extracts from a report on Scottish political attitudes

“People in Scotland have many opportunities to participate in politics, for example voting in local authority and European Parliament elections. There has been concern that fewer are taking part in the political process. Most people still see voting as important, but in the last three General Elections (2005, 2010, 2015) between 30% and 41% of the Scottish electorate didn’t vote. Political parties are interested in finding out the reasons for this.

Younger voters have significantly lower turnout rates at elections than the middle-aged and elderly. Since 2001 no General Election has seen more than 50% of young people turn out to vote. Traditional forms of participation are less appealing to young people but they are taking part in politics in new ways, such as petitioning, boycotts, demonstrations and online activity such as blogging and internet campaigning.

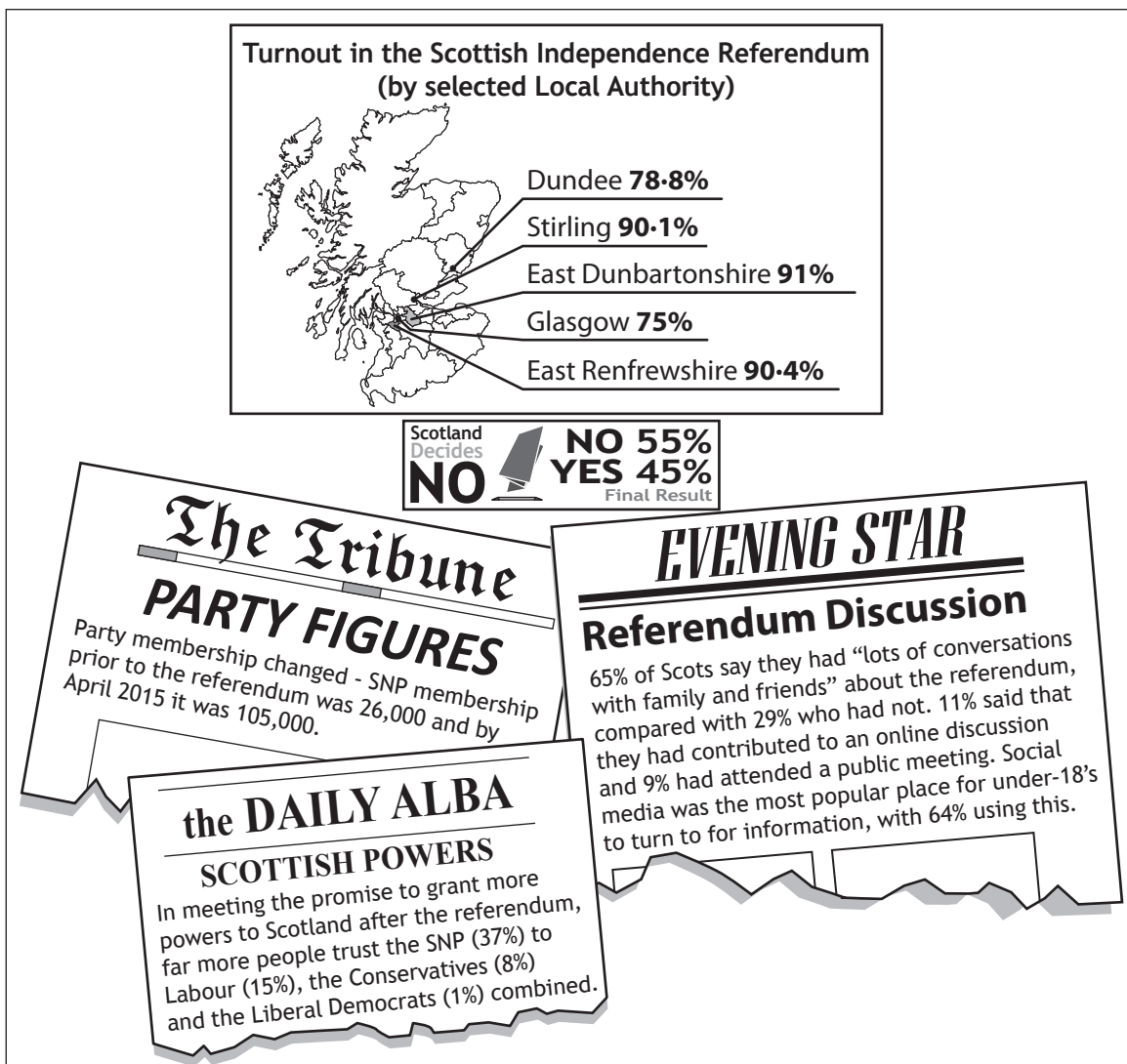
Engagement in politics can be measured by looking at membership of the main political parties. The Green Party and the SNP have experienced increases in their membership over the last decade while the “traditional” parties (Conservative, Labour and Liberal Democrats) have seen a reduction in membership.”

SOURCE 2



PART A Question 3 (continued)

SOURCE 3



Using Sources 1, 2 and 3, explain why the view of Ross Monroe is selective in the use of facts.

There are high levels of political participation in Scotland.

View of Ross Monroe

In your answer you must:

- give evidence from the sources that supports Ross Monroe's view
- and
- give evidence from the sources that opposes Ross Monroe's view.

Your answer must be based on all three sources.

NOW GO TO SECTION 2 ON PAGE 10

PART B — DEMOCRACY IN THE UNITED KINGDOM

In your answers to Questions 4 and 5 you should give recent examples from the United Kingdom.

Question 4

In General Elections political parties campaign in many ways.

Describe, in **detail**, two ways in which political parties campaign during General Elections.

4

Question 5

First Past the Post has several disadvantages.

Explain, in **detail**, the disadvantages of First Past the Post.

You should give a **maximum** of **three** disadvantages in your answer.

8

[Turn over for next question

DO NOT WRITE ON THIS PAGE

PART B (continued)

Question 6

Study Sources 1, 2 and 3 and then answer the question which follows.

SOURCE 1

Composition of the House of Lords

The House of Commons and the House of Lords make up the two Chambers in the UK Parliament. In recent years, some changes have been made to the composition of the Lords. In 1995, over half of those who sat in the House of Lords were hereditary peers (this means they inherited their seat in the Lords from their father). The total number of Lords has changed and currently there are about 790 members, none of whom are directly elected by the public.

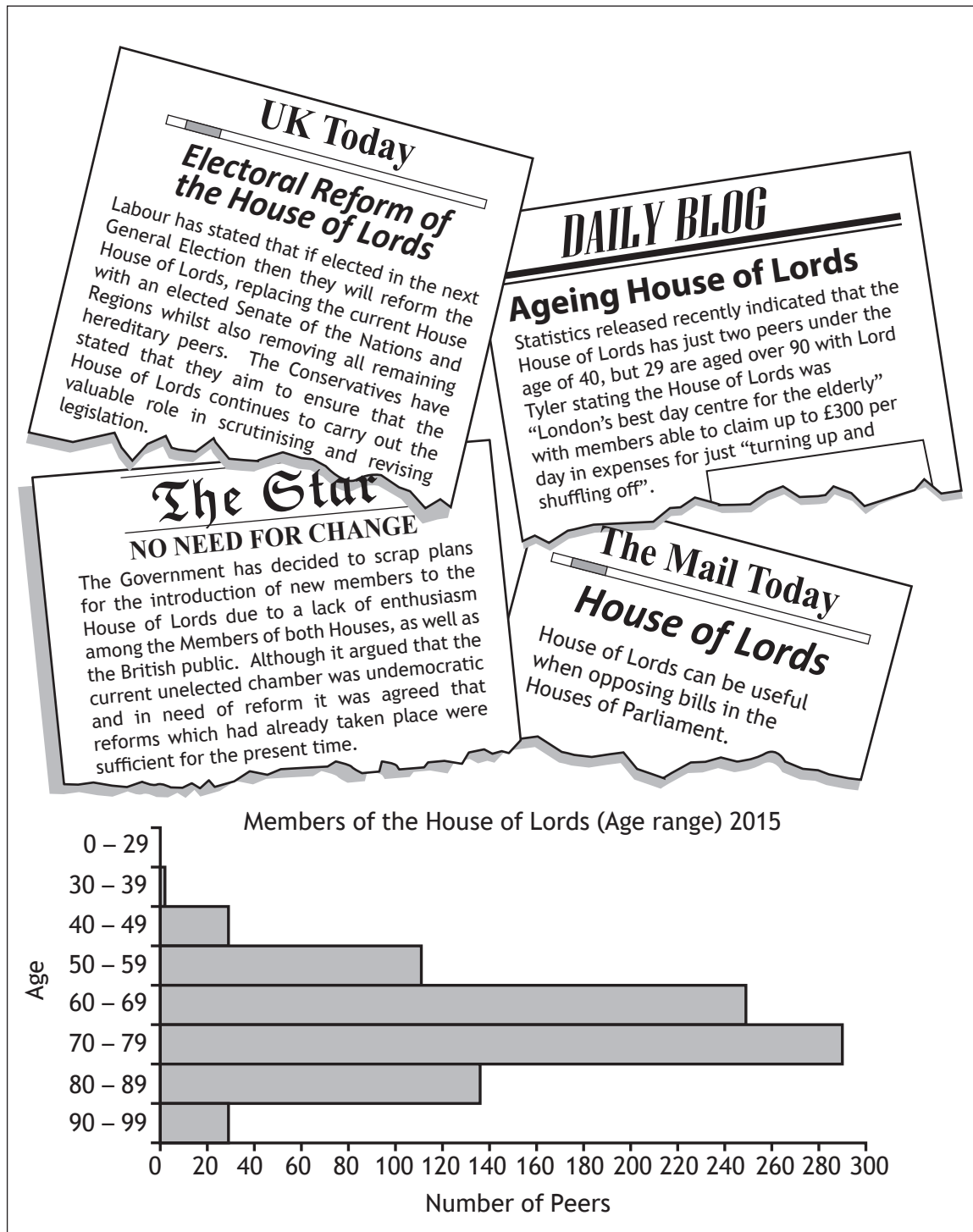
By 1997, about 36% of the House of Lords were appointed as a Lord for the length of their life (a life peer). Today, approximately 90% of Lords are life peers. Many Lords bring great experience and expertise to Parliament in the fields of medicine, law, business, science, sport and education to name a few areas.

Although women have only been allowed to sit in the House of Lords since 1958, the Lords Speaker is currently a woman, Baroness D'Souza. It is her job to oversee the business in the House of Lords. She has a special interest in human rights and development issues. Since 2000, 36% of newly appointed members have been women, 21% have been ethnic minorities and 10% have been disabled.

SOURCE 2

Comparison of selected factors in the House of Lords and the UK population

	House of Lords		UK population	
	1995	2015	1995	2015
Male	93%	75%	49%	49%
Female	7%	25%	51%	51%
Ethnic-minority background	Less than 1%	5%	6%	13%
% under 60 years of age	22%	16%	81%	77%
Average age	79	70	36	40
Privately educated	62%	50%	7%	7%
Graduated from Oxford or Cambridge University	35%	38%	Less than 1%	Less than 1%
Disabled	2%	11%	12%	17%



Using Sources 1, 2 and 3, explain why the view of Morag Watt is selective in the use of facts.

The House of Lords is in need of further reform.

View of Morag Watt

In your answer you **must**:

- give evidence from the sources that supports Morag Watt's view **and**
- give evidence from the sources that opposes Morag Watt's view.

Your answer **must** be based on all **three** sources.

SECTION 2 — SOCIAL ISSUES IN THE UNITED KINGDOM — 20 marks

Attempt ONE part, either

Part C — Social Inequality on pages 10–13

OR

Part D — Crime and the Law on pages 14–17

PART C — SOCIAL INEQUALITY

In your answers to Questions 7 and 8 you should give recent examples from the United Kingdom.

Question 7

Groups that experience inequality within society		
Women	Ethnic Minorities	Elderly

Choose **one** of the groups above **or any other group** you have studied.

Describe, **in detail**, **two** ways the Government has tried to reduce the inequalities experienced by the group you have chosen.

4

Question 8

Some people in the UK have a better standard of living than others.

Explain, **in detail**, **two** reasons why some people in the UK have a better standard of living than others.

6

[Turn over for next question

DO NOT WRITE ON THIS PAGE

PART C (continued)

Question 9

Study Sources 1, 2 and 3 and then answer the question which follows.

You are an adviser to the UK Government. You have been asked to recommend whether the Government should introduce a Fizz Tax on sugary drinks in the UK.

Option 1
Introduce a Fizz Tax on sugary drinks

Option 2
Do not introduce a Fizz Tax on sugary drinks

SOURCE 1

Fizz Tax Factfile

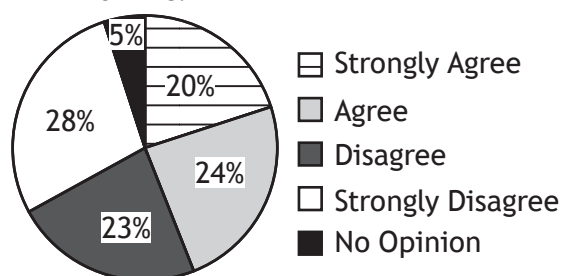
The UK Government is examining a proposal that would see an introduction of an extra 20% Fizz Tax on sugary drinks. These drinks are currently taxed at the standard rate of 20% VAT.

- In the last 10 years the sugar content of drinks has fallen by 9%, but obesity rates have increased by 15%.
- More than 60 organisations back the proposal to introduce a Fizz Tax including the Association for the Study of Obesity and the British Dental Health Association.
- There are over a 100 soft drinks producers in the UK.
- A 20% Fizz Tax per litre would raise £1 billion a year for the NHS.
- 61% of soft drinks now contain no added sugar and the industry is looking at other ways of reducing sugar content and introducing smaller packaging.
- Studies have found that consumption of sugary drinks would only decrease amongst the middle class; the poor within society would not reduce their consumption.
- Tax has been used to discourage smoking and the UK now has one of the lowest smoking rates of 23%.
- Over 14.5 billion litres of soft drinks were consumed in 2013 in the UK.
- A Fizz Tax, according to the British Medical Journal, would reduce the number of obese and overweight people in the UK by 285,000, reduce the number of diabetes cases by 2.4m and see an average adult lose 3.5kg in one year.
- One study found that a 10% tax on sugary drinks could lead to a 7% fall in consumption rate. 20% tax would decrease consumption by 15%.
- In Denmark the Government reversed their Fizz Tax after six months as Danish citizens simply drove across the border into Germany to buy cheaper sugary drinks.

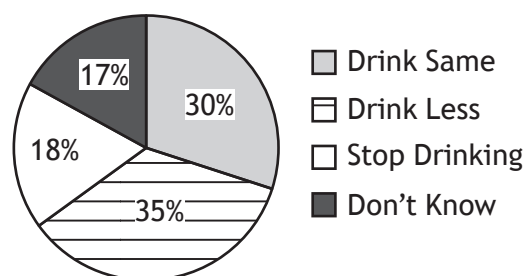
SOURCE 2

Public Opinion Survey on the Introduction of a Fizz Tax in the UK

What is your opinion on the introduction of a “Fizz Tax” on sugary drinks?



How would your consumption of sugary drinks change if the price increased?



SOURCE 2 (continued)

Obesity Rates in Selected Countries Implementing a Fizz Tax		
Country	Before Fizz Tax Introduced	After Fizz Tax Introduced
Mexico	33%	32%
USA	30%	33%
Denmark	18%	18%
Norway	29%	22%
Hungary	29%	28%
France	19%	18%

SOURCE 3

Viewpoints

There is widespread support for a Fizz Tax on sugary drinks. This is a common strategy used by other countries experiencing an obesity epidemic that has worked. The reality is that the problems associated with the consumption of sugary drinks have created a mini health time bomb in the UK that must be dealt with. Denmark's problems with the Fizz Tax are unlikely to occur in the UK as it is not practical to shop in other countries. The taxing of unhealthy lifestyle choices has clearly worked in the past and the Fizz Tax would undoubtedly lead to a decrease in the consumption of sugary drinks. The money raised from the introduction of this tax could be used to tackle many of the health related issues such as dental decay, diabetes and obesity. It could also be used to provide free and healthy meals to all school children. It would also go a long way to reduce the UK's present obesity rate of 27%.

Ashley Rodgers, Supporter of the Fizz Tax

I strongly believe that the introduction of a Fizz Tax would not help deal with the serious issue of obesity in the UK and is not supported by the general public. Sugary drinks only contribute 2% of the total calories of the average UK diet. One study has found that the introduction of such a tax would have little impact on the groups with the highest rates of obesity, those in deprived communities. The drinks industry recognises it has a role to play in fighting obesity and we have already started to take action. The introduction of a Fizz Tax has not worked in other countries as their obesity rates remain high. The introduction of a Fizz Tax would also discriminate against poorer families who drink more fizzy juice.

Steven Stark, Opponent of the Fizz Tax

You must decide which option to recommend, **either** introduce a Fizz Tax on sugary drinks (**Option 1**) or do not introduce a Fizz Tax on sugary drinks (**Option 2**).

- (i) Using Sources 1, 2 and 3, **which option would you choose?**
- (ii) Give reasons to **support** your choice.
- (iii) **Explain** why you did not choose the other option.

Your answer must be based on all **three** sources.

10

NOW GO TO SECTION 3 ON PAGE 18

PART D — CRIME AND THE LAW

In your answers to Questions 10 and 11 you should give recent examples from the United Kingdom.

Question 10

Groups that tackle crime in the UK		
Government	Police	Courts

Choose **one** of the groups above or **any other group** you have studied.

Describe, **in detail**, **two** ways in which the group you have chosen has tried to tackle crime in the UK.

4

Question 11

Some people are affected by crime more than others.

Explain, **in detail**, **two** reasons why some people are affected by crime more than others.

6

[Turn over for next question

DO NOT WRITE ON THIS PAGE

PART D (continued)

Question 12

Study Sources 1, 2 and 3 and then answer the question which follows.

You are a government adviser. You have been asked to recommend **whether** or **not** the United Kingdom Government should ban Legal Highs.

Option 1
Ban Legal Highs

Option 2
Do not ban Legal Highs

SOURCE 1

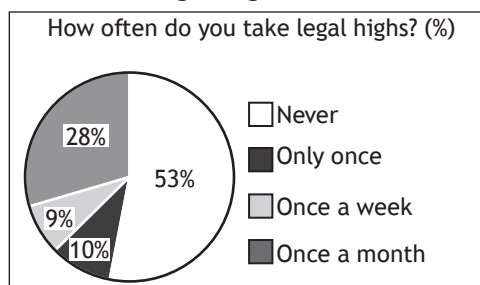
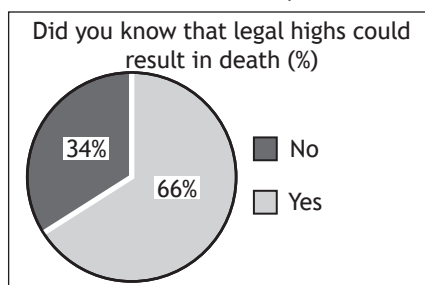
Legal Highs Factfile

The UK Government is currently examining legislation that will control the sale and use of “legal highs”. A legal high contains one or more chemical substances which produce similar effects to illegal drugs, like cocaine, cannabis and ecstasy. These drugs are often included in everyday household products and are often labelled “not for human consumption”. Legal highs are often seen as “designer drugs” and can be easily bought and sold online.

- Legal highs are currently not covered by the Misuse of Drugs Act, 1971.
- Some EU countries have already passed legislation controlling the sale and use of legal highs.
- There was a mass demonstration against the proposed legislation due to the inclusion of nitrous oxide, otherwise known as laughing gas, within the bill. Nitrous oxide is commonly used as anaesthetic during dentistry, childbirth and as a mood enhancer.
- Legal highs have been linked to hospital admissions for things such as poisoning, mental health issues, and in extreme cases death.
- Despite the media attention around half of young people have never experimented with legal highs.
- The government are looking at a bill that will make it illegal to sell any “psychoactive substances” other than alcohol, caffeine and nicotine.
- There has been little or no research into the long term or short term risks of taking legal highs.
- The UK has the most severe problem with legal highs in Western Europe, with significant numbers of young people regularly admitting to taking legal highs.
- Many health experts argue banning legal highs will not prevent people taking them; educating people on the danger of these substances would be more beneficial.
- Under the proposed legislation, possession will remain legal so long as there is no intent to supply, the bill could mean up to seven years in prison for people who provide drugs to others.

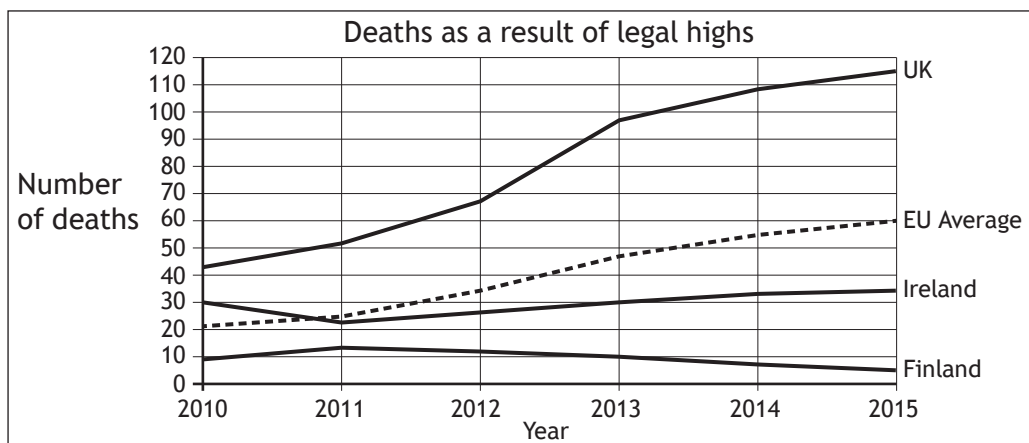
SOURCE 2

Survey of 16–25 year olds on legal highs



PART D Question 12 (continued)

SOURCE 2 (continued)



SOURCE 3

Viewpoints

Control and monitoring of legal highs is very difficult. Current laws mean that decisions on whether a product is allowed to be sold are made on a case by case basis. Often new versions are created and sold just as fast as the government can ban them. This makes it difficult to monitor and police.

The government's plan for a blanket ban on legal highs is impractical and not supported by everyone. The Irish government banned legal highs after a number of deaths linked to their use, however this did not reduce deaths and was unsuccessful.

Anna Drummond, Youth Worker

More of my time as a paramedic is being taken up dealing with the consequences of legal highs. The misuse of these drugs diverts our attention from cases that are much more important.

Legal highs are becoming increasingly popular particularly among young people who assume "legal" means "safe". Young people have become much more aware of the health risks of illegal drugs and we see fewer young people addicted to drugs like heroin. However, lots of people are unaware of the dangers of legal highs.

Mandeep Khan, Paramedic

You must decide which option to recommend, **either** ban Legal Highs (**Option 1**) or do not ban Legal Highs (**Option 2**).

- (i) Using Sources 1, 2 and 3, **which option would you choose?**
- (ii) Give reasons to **support** your choice.
- (iii) **Explain** why you did not choose the other option.

Your answer must be based on all **three** sources.

10

NOW GO TO SECTION 3 ON PAGE 18

SECTION 3 — INTERNATIONAL ISSUES — 20 marks

Attempt ONE part, either

Part E — World Powers on pages 18–21

OR

Part F — World Issues on pages 22–25

PART E — WORLD POWERS

In your answers to Questions 13 and 14 you should give recent examples from a world power you have studied.

Question 13

The citizens of every world power have political rights.

Describe, **in detail**, **two** political rights that the citizens have in the world power you have studied.

In your answer you **must** state the world power you have studied.

6

Question 14

World powers have the ability to influence other countries.

Explain, **in detail**, **two** reasons why the world power you have studied has the ability to influence other countries.

In your answer you **must** state the world power you have studied.

6

[Turn over for next question

DO NOT WRITE ON THIS PAGE

PART E (continued)

Question 15

Study Sources 1, 2 and 3 and then answer the question which follows.

SOURCE 1

Problems facing Japan in 2015

Many people think Japan is in crisis. Its problems include a weak economy, radiation from nuclear power plants, an extremely unpopular government and a rapidly changing population structure. All of these things are long term problems which are affecting Japanese standards of living.

Since the economic crisis that hit the world in 2008, low incomes have become a problem. It is estimated that 16% of all Japanese people are living below the poverty line. Many large electronics companies have seen their profits fall. Average income went from 37,185 US dollars in 2008 to 34,822 US dollars in 2011.

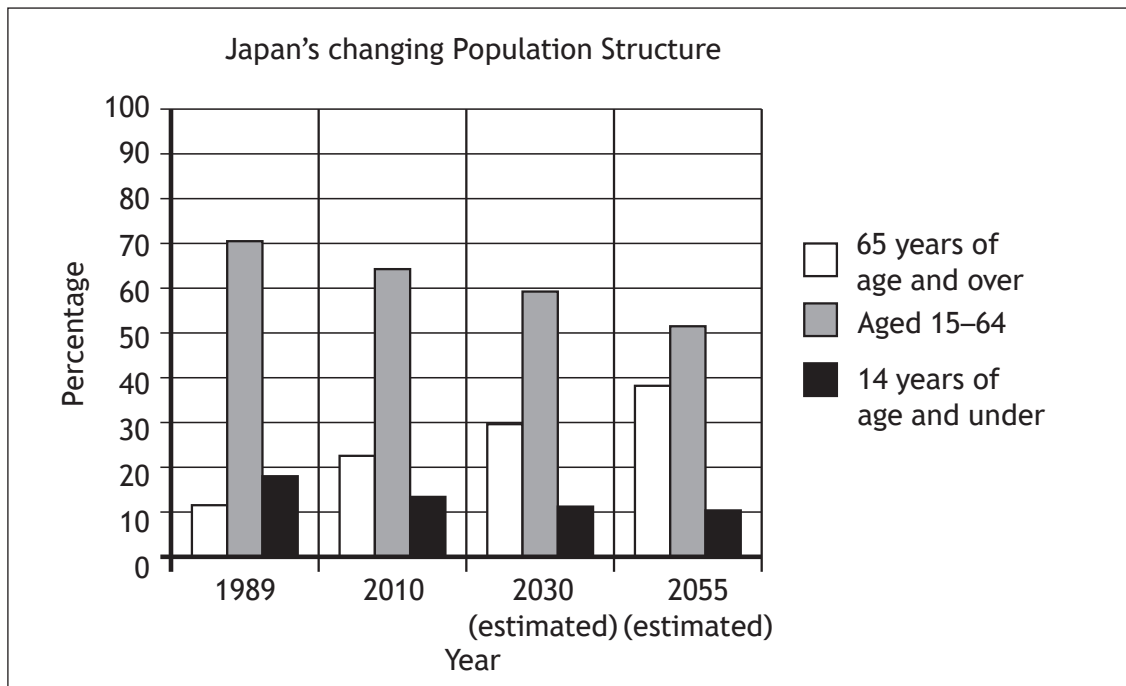
One third of single women now live in poverty. Although 12 million women work, over half are in part-time jobs, receiving small salaries. Increased poverty and a different population structure will make old age pensions and elderly care very expensive in the future. By the middle of this century over one third of the population will be collecting their old age pension.

Despite all the problems facing modern Japan, many people point to its strengths. It had 22 crimes per 1,000 people in 2014. It remains the third largest economy in the world where some people still enjoy an extremely high standard of living.

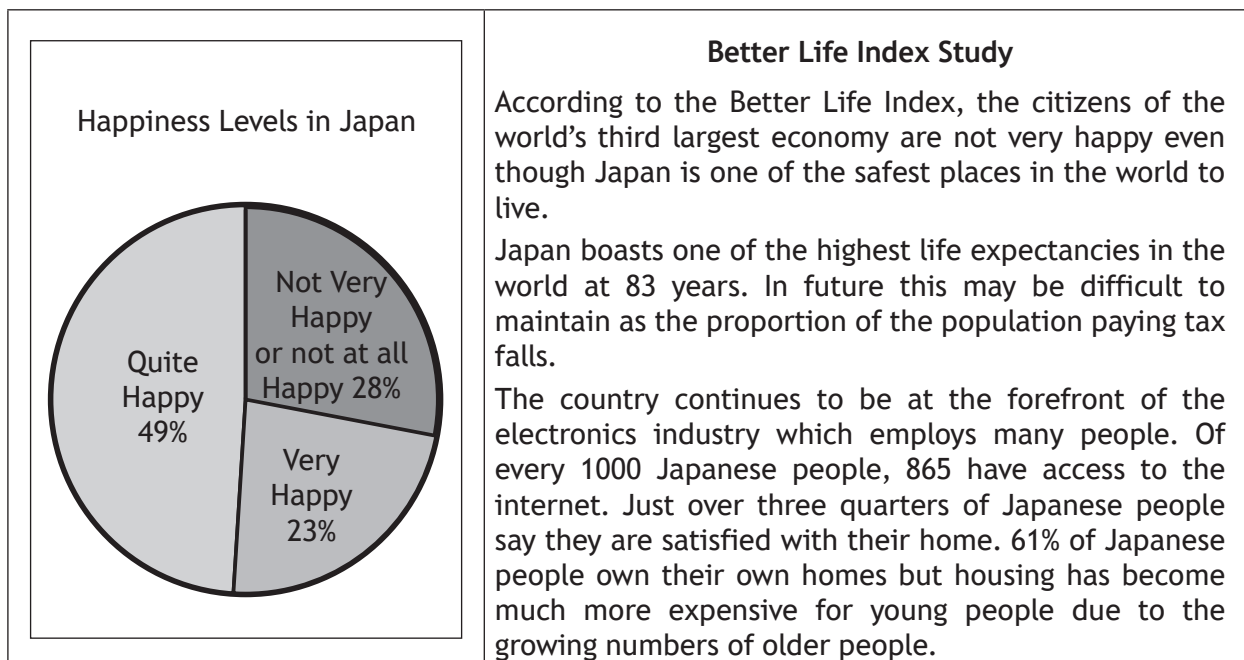
SOURCE 2

Additional statistics – Selected Countries				
	People in poverty (%)	Crimes per 1000 people	Home ownership (%)	Internet access per 1000 people
Germany	15	79	44	841
Argentina	30	36	67	599
South Korea	16.5	32	54	865
Italy	19.6	39	74	585
France	8	61	64	819
European Union	8	80	71	848

SOURCE 2 (continued)



SOURCE 3



Using Sources 1, 2 and 3, what **conclusions** can be drawn.

You should reach a conclusion about each of the following:

- The problem of crime in Japan compared to other countries.
- The effects of the changing population structure in Japan.
- The country most like Japan.

Your conclusions must be supported by evidence from the sources. You should link information within and between the sources in support of your conclusions.

Your answer must be based on all **three** sources.

PART F — WORLD ISSUES

In your answers to Questions 16 and 17 you should give recent examples from a world issue you have studied.

Question 16

People are affected by international conflicts and issues in many different ways.

Describe, **in detail**, **two** ways in which people have been affected by an international conflict or issue you have studied.

6

Question 17

The attempts of international organisations to tackle conflicts and issues are sometimes unsuccessful.

Explain, **in detail**, **two** reasons why international organisations have **either** been successful or unsuccessful in tackling an international conflict or issue you have studied.

6

[Turn over for next question

DO NOT WRITE ON THIS PAGE

PART F (continued)

Question 18

Study Sources 1, 2 and 3 and then answer the question which follows.

SOURCE 1

Ambiona outbreak in Central America 2014 : Factfile

Ambiona virus is a severe and often fatal illness in humans. The virus is transmitted to people from monkeys and spreads in the human population through human-to-human transmission.

The outbreak in Central America in 2014 involved major urban and rural areas of three different countries. At the moment 7% of Country X have contracted the virus, 16% of Country Y's population has the virus and 2% of Country Z have the virus.

Current life expectancy in Country X is 55 years, Country Y is 59 and in Country Z it is 62.

In 2014, world governments set three aid targets to fight the Ambiona outbreak in Central America:

- The first aid target was to raise almost \$1,000 million in financial aid to combat the Ambiona crisis by 2017.
- The second aid target was to employ a further 100 trained nurses in each of the three countries.
- The third aid target was to limit the number of deaths caused by Ambiona to 4,000.

The additional aid they require is to be used to carefully check for any new cases, undertake further medical research into the Ambiona virus, ensure safe burials and further educate the population about the illness. It would also be used to provide quality care from qualified medical staff which can improve a patient's chance of survival and protective clothing for medical staff to prevent the spread of the disease.

SOURCE 2

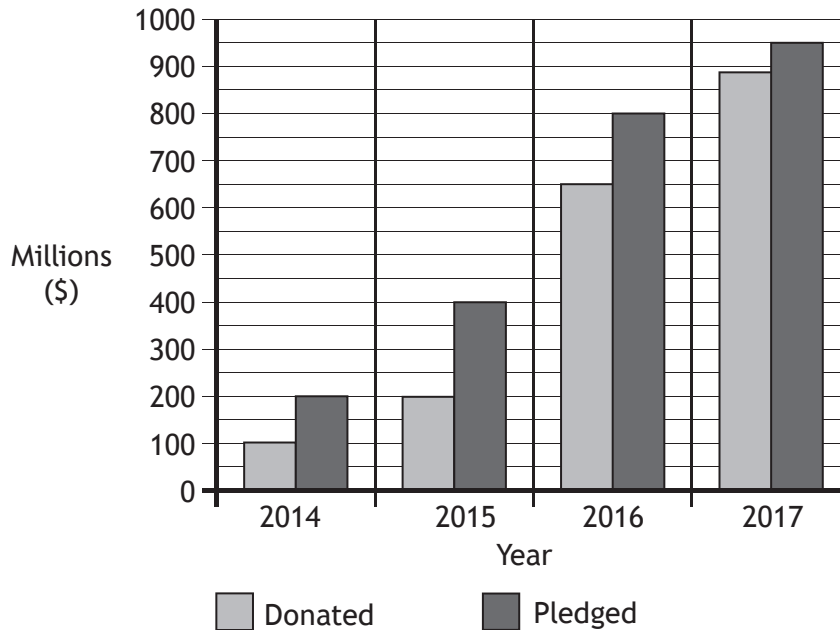
Health and Social Statistics in Central American Countries (December 2014)

Country	Number of Ambiona Cases	Number of Deaths from Ambiona	Death Rates from Ambiona (%)	Literacy Rate (%)
Country X	2,283	1,412	62	72
Country Y	7,719	3,177	41	77
Country Z	7,650	1,742	23	83

SOURCE 3

World News

By the end of 2014, several Central American countries reported numerous cases of Ambiona which had led to a significant number of deaths. The health care services in these countries have been placed under great strain as they struggle to control the outbreak of the virus. World leaders have responded in setting aid targets and donating resources to help deal with the crisis.



Up to 2013, Country Z attracted a high number of foreign visitors leading to a successful tourist industry where many people were employed. The average income in 2013 was \$9876 compared to near neighbours Country X (6767) and Country Y (5654). However, the devastating Ambiona outbreak in 2014 has led to a slump in the tourist industry. Hotels have closed, the number of foreign visitors has sharply fallen and many workers have lost their jobs.

Using Sources 1, 2 and 3, what **conclusions** can be drawn.

You should reach a conclusion about each of the following:

- The progress in achieving the world governments' first aid target.
- The Central American country most affected by the Ambiona outbreak in 2014.
- The relationship between the standard of living and Ambiona death rates.

Your conclusions must be supported by evidence from the sources. You should link information within and between the sources in support of your conclusions.

Your answer must be based on all **three** sources.

8

[END OF QUESTION PAPER]

[BLANK PAGE]

DO NOT WRITE ON THIS PAGE

[BLANK PAGE]

DO NOT WRITE ON THIS PAGE

[BLANK PAGE]

DO NOT WRITE ON THIS PAGE